



Activating 5G Form on State/UT's RoW online Portal

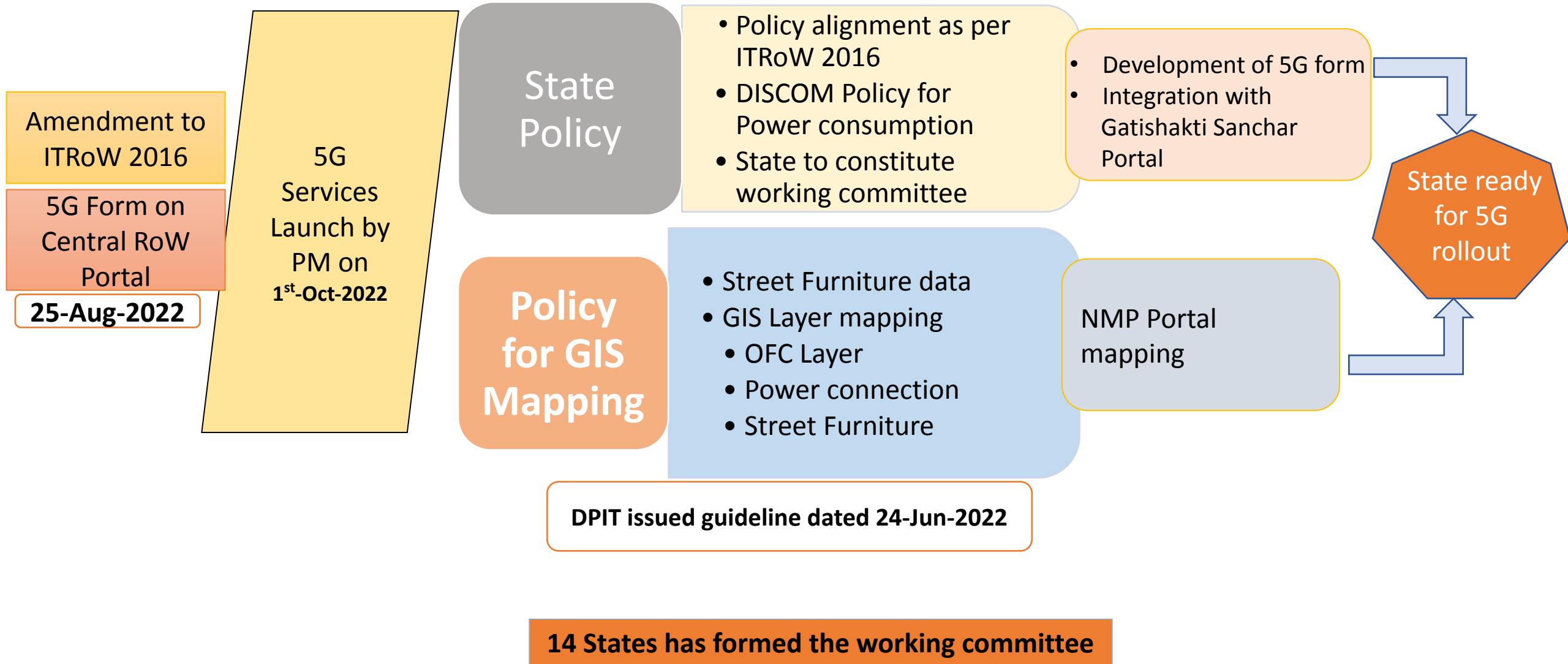
Amit Kumar Chauhan

Director

Department of Telecommunications

Date: 14.11.2022

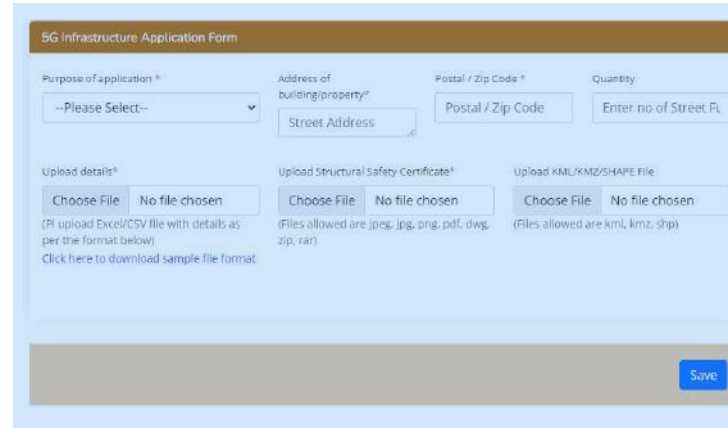
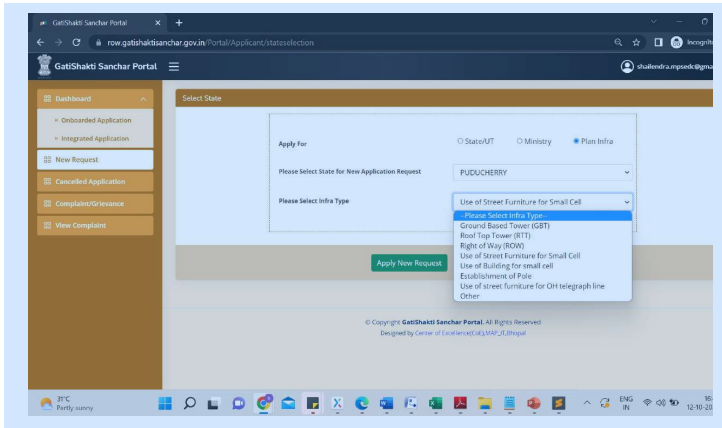
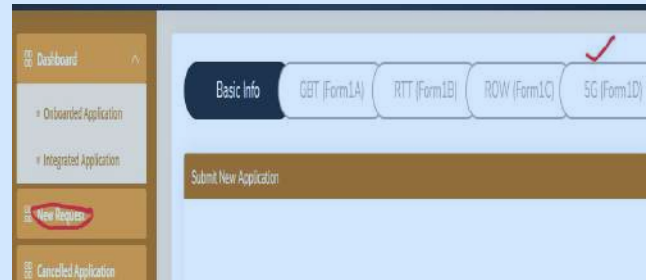
Roadmap of 5G rollout



Indian Telegraph ROW Rules, 2016 and Amendment(2022)-Salient Features

	Tower	OFC	Small Cell-5G	Street Furniture-5G
Administrative Charges	<div>10,000/Tower</div> <div>For Private property, only intimation</div>	<div>Underground 1000/KM</div> <div>Overground 1000/KM</div>	<div>NIL</div>	<div>Self Establishment-1000/ Pole</div>
Compensation Charges	<div>Once/annually (Decided by appropriate authority)</div>	<div>NIL</div>	<div>Urban- 300/Pole/Yr</div> <div>Rural- 150/Pole/Yr</div>	<div>Compensation for self established Pole - Nil</div> <div>Usage of Street Furniture for telegraph line- 100/Pole/Yr</div>
Restoration Charges	<div>As per CPWD rate</div> <div>As per State PWD rate</div>	<div>By Self- BG 20/% of restoration cost</div> <div>By Local Body- As per CPWD/PWD rate</div>	<div>Establishment of Telecom infrastructure on Private Property. :-<ul style="list-style-type: none">No Permission required for private propertyOnly Intimation required for Private Property (Structure Suitability required)</div>	

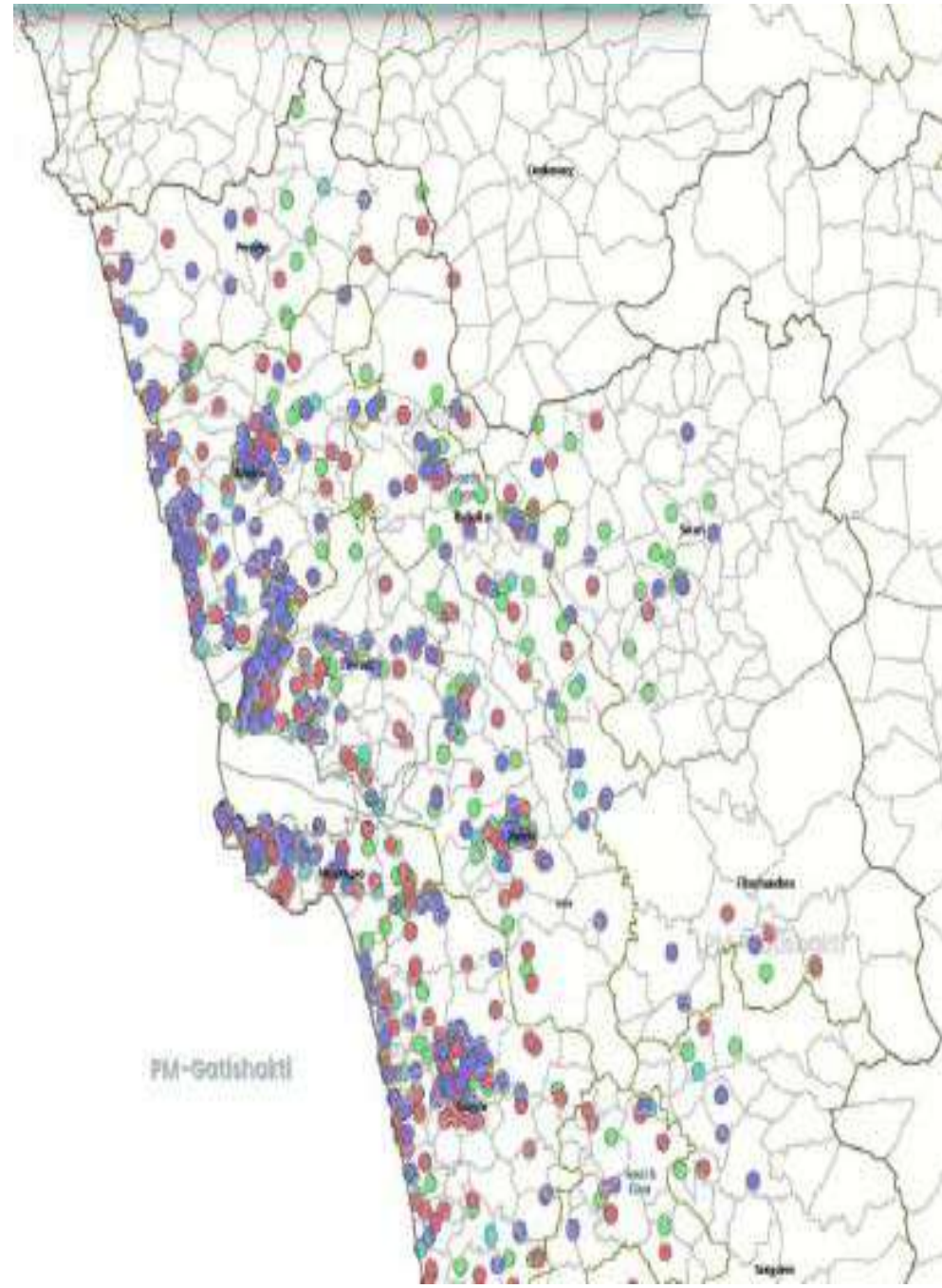
5G Form on GatiShakti Sanchar Portal



- States are requested to implement provision of 5G application form in their respective states/UTs RoW portal for receiving application and API changes is required for integration with GatiShakti Sanchar Portal

Features- Applicants

- Applicant can apply either directly or Plan the use of street furniture through a GIS map & then apply
- On the map, an applicant can select the desired area and then create Geofence where he wants to plan infra. All street furniture available within the selected area with attributes & departments shall be presented.
- Applicant can select the desired street furniture then download excel/kml files and proceed.
- Applicant would need to fill up columns reg 5G Small Cell proposed to be deployed in the Excel sheet (Type, Weight, Power requirement, etc)
- He will see a grid showing Department wise selected street furniture. He can then select apply to submit the app to the desired department.



Applicant Login: New Request Plan Infra on GIS MAP or Manual data uploading

Applicant Login: New Request
Plan Infra on GIS MAP or
Manual data uploading

The screenshot displays the GatiShakti Sanchar Portal interface. The browser address bar shows the URL: `row.gatishaktisanchar.gov.in/Portal/Applicant/stateselection`. The portal header includes the logo and the text "GatiShakti Sanchar Portal". A user profile icon is visible in the top right corner with the email address `shailendra.mpsedc@gmail`.

The left sidebar contains a navigation menu with the following items:

- Dashboard
- Onboarded Application
- Integrated Application
- New Request
- Cancelled Application
- Complaint/Grievance
- View Complaint

The main content area is titled "Select State" and contains a form for applying for a new request. The form includes the following fields and options:

- Apply For:** Radio buttons for ☐ State/UT, ☐ Ministry, and ☒ Plan Infra.
- Please Select State for New Application Request:** A dropdown menu currently showing "PUDUCHERRY".
- Please Select Infra Type:** A dropdown menu with the following options:
 - Use of Street Furniture for Small Cell
 - Ground Based Tower (GBT)
 - Roof Top Tower (RTT)
 - Right of Way (ROW)
 - Use of Street Furniture for Small Cell
 - Use of Building for small cell
 - Establishment of Pole
 - Use of street furniture for OH telegraph line
 - Other



A green button labeled "Apply New Request" is located at the bottom right of the form.


The footer of the page contains the following text:


© Copyright GatiShakti Sanchar Portal. All Rights Reserved
Designed by Center of Excellence(CoE),MAP_IT,Bhopal


The Windows taskbar at the bottom shows the system clock as 16:41 on 12-10-2023, and the weather as 31°C Partly sunny.


Plan Infra on GIS MAP: NO


 GatiShakti Sanchar Portal 


 shailendra.mps


 Dashboard


 Onboarded Application

 Integrated Application

 New Request

 Cancelled Application

 Complaint/Grievance

 View Complaint

Essential Parameters

PUDUCHERRY

District*

PONDICHERRY

Land Type*

Government

Area Type*

Urban

Department*

Electricity Department

Proceed

Reset

5G Infrastructure Application Form

Purpose of application *

Use of Street Furniture for Small Cell

Address of building/property*

Postal / Zip Code *

Quantity

Upload details*

Choose File

No file chosen
(PI upload Excel/CSV file with details as per the format below)
[Click here to download sample file format](#)

Upload Structural Safety Certificate*

Choose File

No file chosen
(Files allowed are jpeg, jpg, png, pdf, dwg, zip, rar)

Upload KML/KMZ/SHAPE File

Choose File

No file chosen
(Files allowed are kml, kmz, shp)

Save

5G Form for Manual Uploading

SN	States	City Name	Street Furniture Type	Latitude	Longitude	Authority	Street Furniture Id/Name	Street Furniture Height	Required Mounting Height of small cell	Structure Type of Street Furniture	Class	Street Furniture Power Consumption(W)	Usage of street furniture for installation of telegraph line	Street Furniture Regularization
1	Delhi	Delhi	Pole	23.2323	86.54	MPEB	3045	8	5	RCC	State Government	80	Yes	
2	UP	Lucknow	Pole	23.2323	86.54	MPEB	3045	9	7	PCC	State Government	90	Yes	
3	Gujrat	Gandhinagar	Bus Shelter	23.2323	86.54	MC Bhopal	ISBT	10	6	Steel	State Government	80	No	
4	MP	Bhopal	Government Building	23.2323	86.54	CPW	Guest House	15	9		Central Government	100	No	

5G

[Share](#)
⋮

Widget

[Submit](#)
[Clear](#)

[Export KML](#)

[Select All](#)

[Deselect All](#)

Street Furniture List

Street Furniture Details

☒ State
 ☐ Ministry
 ☐ Plan Infra

Madhya Pradesh

5 G

☒ Yes
 ☐ No

Back To Dashboard

Leaflet | © OpenStreetMap contributors

[illegible]

5G Form for GIS Uploading

Applicant is required to update Manually

SN	id	Street Furniture Type	Authority	Street Furniture Id/Name	Street Furniture Height	Structure Type of Street Furniture	Class	Sub Class	Latitude	Longitude	States	City Name	Required Mounting Height of small cell	Street Furniture Power Consumption(W)	Usage of street furniture for installation of telegraph line	Street Furniture Regularization
1	83507	Nagar Nigam	UADD	42	--	--	Feeder Pole	RSJ	23.25214	77.403848						
2	83507	Nagar Nigam	UADD	42	--	--	Feeder Pole	RSJ	23.25214	77.403848						
3	83508	Nagar Nigam	UADD	41	--	--	Feeder Pole	RSJ	23.25172	77.403468						
4	83508	Nagar Nigam	UADD	41	--	--	Feeder Pole	RSJ	23.25172	77.403468						
5	83509	Nagar Nigam	UADD	40	--	--	Feeder Pole	PCC 8	23.25168	77.403284						
6	83509	Nagar Nigam	UADD	40	--	--	Feeder Pole	PCC 8	23.25168	77.403284						
7	83510	Nagar Nigam	UADD	38	--	--	Feeder Pole	PCC 8	23.25161	77.403267						
8	83510	Nagar Nigam	UADD	38	--	--	Feeder Pole	PCC 8	23.25161	77.403267						
9	83511	Nagar Nigam	UADD	39	--	--	Feeder Pole	HBEA M 13	23.25165	77.403272						
10	83511	Nagar Nigam	UADD	39	--	--	Feeder Pole	HBEA M 13	23.25165	77.403272						
11	83512	Nagar Nigam	UADD	37	--	--	Feeder Pole	RSJ	23.2514	77.402946						

Recommendations of Working Group on “ Cross Sector Collaborative Regulation between Telecom Regulators & Electricity Regulators”

- Secretary Telecom has shared the report of Working Group with Chief Secretary of States/UTs
- The power utility companies need to monetise their OFC or OPGW/ADS by leasing them.
- Guidelines for SERCs may be framed for revenue sharing if State transmission entities opt for engagement in telecom business
- 400 kv & 765 kv transmission line can be utilized for placement of Telecom
- Transmission assets such as electric substations lands & buildings can be utilized as location for placing Telecom equipment
- For deployment of small cells on electric poles, the poles would need several retrofit
- SERCs may be directed to install prepaid smart meters at telecom sites
- Telecom sites should be provided electricity connections under Utility/Industrial Tariff.
- DISCOMs should adopt ONE DISCOM-ONE-BILL-ONE PAYMENT policy
- Electricity consumption at each site may be allowed to be aggregated and offset with green power generated at locations.



Amit Kumar Chauhan, Director, National Broadband Mission
Mobile No-9869002302
Email Id- dir3@broadbandmission.gov.in

Thank You

**National Broadband Mission on
Social Media**



NationalBroadbandMission



NBM_DoT



nationalbroadbandmission



nationalbroadbandmission

**Click on the icons for social
media pages**



National Broadband Mission



nationalbroadbandmission