

# **User Manual**

(For LSA & AS-III)

Ver.2.1

Numbering Resource Management System  
Online platform to apply for various codes.

Department of Telecommunications

Government of India

6<sup>th</sup> September, 2023

# LSA

LSA will log in with UL credentials of saralsanchar portal. Eg. Username—ul\_lsa\_ktk.



**Login**

UserId

Password

Security Code  PF85q3

[Forgot Password?](#) [Forgot User ID?](#)

GOVERNMENT OF INDIA MINISTRY OF COMMUNICATIONS

दूरसंचार विभाग DEPARTMENT OF TELECOMMUNICATIONS

SARAL SANCHAR (Simplified Application For Registration And Licenses) A Portal for License Management in DoT

Logout (User id: ul\_lsa\_ktk)

Home Change Password UL Reports

Orders/Circulars

UL

UL(VNO)

LIM/LIS

NRMS

Other License

UL In Process Application

UL & PRE-UL

Current Active Applications Consolidated Status Of Applications

PDF EXCEL Search:

| Sr.No. | Application Id | Company Name                 | Service Type | Service Area | LOI Issued date | Application Status  | Action                             |
|--------|----------------|------------------------------|--------------|--------------|-----------------|---|------------------------------------|
| 1      | UL20210002     | HPCL-MITTAL PIPELINE LIMITED |              |              | 27-04-2021      | Entry fee scrutiny in process and pending to enter BG details | <a href="#">ENTRY FEE SCRUTINY</a> |

Showing 1 to 1 of 1 entries

Previous 1 Next

After clicking list of applications pending with LSA for verifications of code allotment will appear.

Click on “Scrutiny of application” button against the application Id.

GOVERNMENT OF INDIA | MINISTRY OF COMMUNICATIONS | (Logout / User Id: ul\_ma\_184)

**दूरसंचार विभाग**  
DEPARTMENT OF  
TELECOMMUNICATIONS

**SARAL SANCHAR**  
(Simplified Application For Registration And Licenses)  
A Portal for License Management in DoT

Home Change Password UL Reports

Orders/Circulars

**UL** NRMS In Process Application

UL(VNO)  
LIM/LIS  
NRMS  
Other License

NRMS

| Sl.No. | Application Id  | Applicant Name                                | Application Type | Application Submitted Date | Application Status    | Action  |
|--------|-----------------|---|------------------|----------------------------|-----------------------|---|
| 1      | NRMS20221100060 | RELIANCE JIO INFOCOMM LIMITED<br>Bimal Chopra | MSC CODE         | 14-11-2022                 | Application submitted | <a href="#">Scrutiny Of application</a>  |
| 2      | NRMS20221100059 | RELIANCE JIO INFOCOMM LIMITED<br>Bimal Chopra | MSC CODE         | 09-11-2022                 | Application submitted | <a href="#">Scrutiny Of application</a>  |

After click the application form will open as below

Step-I shows applicant details.

Save Validate Submit

Hint:- Only "DOT Remarks" will be visible to applicant and individual do no remark are internal ones.

Step 1 Applicant Details Step 2 Requirement Details Step 3 Utilization Data Entry Step 4 Utilization Details Step 5 Utilization Uploads

**Application ID: NRMS20221100059**

**1A. Address for Correspondence with Telephone/Fax/Mail :**

PAN : AABC16363G  
CIN : U72900GJ2987PLC105869  
Licensee Name : RELIANCE JIO INFOCOMM LIMITED  
Address : D-7, Dhawandeep Building, 6 Jantar Mantar Road, New Delhi  
District : New Delhi  
State : DELHI  
Pincode : 110001  
Landline No : 01143523795  
Fax : 01123340453  
Email : bimal.chopra@ril.com

**1B. Corporate Address with Telephone/Fax/Mail :**

Address : Reliance Jio Infocomm Limited, Reliance Corporate Park, Bldg. No. RCP TC-22, B-Block, 7th Floor, Thane - Belapur Road, Ghansoli, Navi Mumbai  
District : Thane  
State : MAHARASHTRA  
Pincode : 400701  
Landline No : 02244753675  
Fax :  
Email : bimal.chopra@ril.com

**1C. Registered Address with Telephone/Fax/Mail :**

Address : Office-101, Saffron, Nr. Centre Point , Panchvati 5 Rasta, Ambhavad, Ahmedabad, Gujarat India  
District : Ahmedabad  
State : GUJARAT  
Pincode : 380006  
Landline No : 07935600100  
Fax :  
Email : bimal.chopra@ril.com

**1D. Authorized Person's Details :**

Name : Bimal Chopra  
Designation: General Manager  
Address : 8th Floor Dr Gopaldas Bhawan, 28 Barakhamba road, Connaught Place  
District : Central Delhi  
State : DELHI  
Pincode : 110001  
Landline No: 01135018022  
Fax : 9971524477  
Email : shan\_main\_us@yahoo.com

Previous Next

Step-II shows requirement details submitted by applicant. Step-I and step-II are read-only tab and LSA don't have to do anything in these steps.

Hint:- Only "DOT Remarks" will be visible to applicant and individual Sr. no. remark are internal ones.

| Step 1<br>Applicant Details   | Step 2<br>Requirement Details | Step 3<br>Utilization Data Entry   | Step 4<br>Utilization Details | Step 5<br>Utilization Uploads |
|---|-------------------------------|--|-------------------------------|-------------------------------|
| License Type  |                               | UL   |                               |                               |
| Service License No.   |                               | 20-401/2013(AS-1)  |                               |                               |
| Licensed Service Area (LSA)   |                               | Karnataka  |                               |                               |
| Type of Resource  |                               | MSC CODES  |                               |                               |
| Existing Alloted Codes  |                               | 90190,90191,90192,90193,90194,90195,90196,90197,90198,90199,911  |                               |                               |
| Utilization Percentage(%)   |                               | 95   |                               |                               |
| Name of Nodal Person  |                               | vijay kumar  |                               |                               |
| Mobile No. of Nodal Person  |                               | 9449051399   |                               |                               |
| Email Id of Nodal Person  |                               | vijay.kumar@jio.com  |                               |                               |
| Justification of additional requirement<br>(Minimum 50 words , max 250 words)<br>Total word Count : 0 words.<br>Words Left : 250 words. |                               | I don't know sqlplus so I'm running blind here. Have you tried opening a putty window and entering the individual commands manually? That would ensure you have no syntax errors at least. I don't know sqlplus so I'm running blind here. Have you tried opening a putty window and entering the individual commands manually? That would ensure you have no syntax errors at least |                               |                               |

Step-3 is utilization data entry step. Here depending upon the type of code required by applicant the form to fill utilization details will appear. The form for MSC code and M2M code is as follows.

Hint:- Only "DOT Remarks" will be visible to applicant and individual Sr. no. remark are internal ones.

| Step 1<br>Applicant Details   | Step 2<br>Requirement Details | Step 3<br>Utilization Data Entry | Step 4<br>Utilization Details | Step 5<br>Utilization Uploads |
|-------------------------------|-------------------------------|----------------------------------|-------------------------------|-------------------------------|
| All fields are compulsory.    |                               |                                  |                               |                               |
| Date                          |                               |                                  |                               |                               |
| Attached VLR                  |                               |                                  |                               |                               |
| Detached VLR                  |                               |                                  |                               |                               |
| ICR IN roamers (Intra Circle) |                               |                                  |                               |                               |
| ICR OUT roamer (Intra Circle) |                               |                                  |                               |                               |
| Inter-Circle IN-roamers       |                               |                                  |                               |                               |
| Inter-Circle OUT-roamers      |                               |                                  |                               |                               |
| Total Ported Out Numbers      |                               |                                  |                               |                               |
| Total Ported In Numbers       |                               |                                  |                               |                               |
| Allocated MSISDN Series       |                               |                                  |                               |                               |
|                               |                               | Add Details                      |                               |                               |

VLR utilization Details

In case of M2M code, port In and port out fields will not be there.

Select the date and enter all fields as all fields are mandatory. In last field "Allocated MSISDN Series" enter total numbers allotted eg. 15,00,000 etc.

Click “Add Details” button. The details get inserted in database and shown in table on same page.

Inter-Circle OUT-roamers

Total Ported Out Numbers

Total Ported In Numbers

Allocated MSISDN Series: 1000000

Add Details

| VLR Utilization Details |              |              |               |                |                         |                          |                |               |
|-------------------------|--------------|--------------|---------------|----------------|-------------------------|--------------------------|----------------|---------------|
| Date                    | Attached VLR | Detached VLR | ICR IN roamer | ICR OUT roamer | Inter-Circle IN-roamers | Inter-Circle OUT-roamers | Ported Out Nos | Ported In Nos |
| 01-11-2022              | 900000       | 15000        | 15500         | 16000          | 4500                    | 5000                     | 1600           | 1500          |

Proof of Utilization Signed by LSA,DoT (in pdf format only)

Choose File: No file chosen

Previous Next

Save Validate Submit

Like wise enter details for 7 consecutive days. Allocated MSISDN series once entered can not be change and will be same for all 7 days.

Entered data can be modified or deleted using buttons in left down corner of table. Select the row to be modified and click modify button. A shown below

Attached VLR

Detached VLR

ICR IN roamers (Intra Circle)

ICR OUT roamer (Intra Circle)

Inter-Circle IN-roamers

Inter-Circle OUT-roamers

Total Ported Out Numbers

Total Ported In Numbers

Allocated MSISDN Series: 1000000

Add Details

| VLR Utilization Details |              |              |               |                |                         |                          |                |               |
|-------------------------|--------------|--------------|---------------|----------------|-------------------------|--------------------------|----------------|---------------|
| Date                    | Attached VLR | Detached VLR | ICR IN roamer | ICR OUT roamer | Inter-Circle IN-roamers | Inter-Circle OUT-roamers | Ported Out Nos | Ported In Nos |
| 01-11-2022              | 900000       | 15000        | 15500         | 16000          | 4500                    | 5000                     | 1600           | 1500          |
| 02-11-2022              | 900000       | 1500         | 1200          | 120            | 156                     | 128                      | 100            | 128           |

Modify View Delete

Modify

After pressing “modify” button the details will get populated in above fields as show below and button label changes to “modify details”.

All fields are compulsory.

|                               |            |
|-------------------------------|------------|
| Date                          | 02-11-2022 |
| Attached VLR                  | 900000     |
| Detached VLR                  | 1500       |
| ICR IN roamers (Intra Circle) | 1200       |
| ICR OUT roamer (Intra Circle) | 120        |
| Inter-Circle IN-roamers       | 150        |
| Inter-Circle OUT-roamers      | 120        |
| Total Ported Out Numbers      | 120        |
| Total Ported In Numbers       | 100        |
| Allocated MSISDN Series       | 1000000    |

**Modify Details**

| Date       | Attached VLR | Detached VLR | ICR IN roamer | ICR OUT roamer | Inter-Circle IN-roamers | Inter-Circle OUT-roamers | Ported Out Nos | Ported In Nos |
|------------|--------------|--------------|---------------|----------------|-------------------------|--------------------------|----------------|---------------|
| 01-11-2022 | 900000       | 15000        | 15500         | 10000          | 4500                    | 5000                     | 1000           | 1500          |
| 02-11-2022 | 900000       | 1500         | 1200          | 120            | 150                     | 120                      | 100            | 120           |

Modify View Delete

Change the fields as desired and press “modify Details” button. The changes get implemented and again shown in table.

Like this LSA will enter data for 7 days in case of MSC code & M2M code.

Now, if available LSA can upload the proof of utilization in file upload provision given below

|                          |         |
|--------------------------|---------|
| Total Ported Out Numbers |         |
| Total Ported In Numbers  |         |
| Allocated MSISDN Series  | 1000000 |

**Add Details**

| Date       | Attached VLR | Detached VLR | ICR IN roamer | ICR OUT roamer | Inter-Circle IN-roamers | Inter-Circle OUT-roamers | Ported Out Nos | Ported In Nos |
|------------|--------------|--------------|---------------|----------------|-------------------------|--------------------------|----------------|---------------|
| 01-11-2022 | 900000       | 15000        | 15500         | 16000          | 4500                    | 5000                     | 1600           | 1500          |
| 02-11-2022 | 900000       | 1500         | 1200          | 120            | 150                     | 120                      | 100            | 120           |

Modify View Delete

**Proof of Utilization Signed by LSA,DoT (in pdf format only)**

Choose File No file chosen **Upload**

**Previous Next**

**Save Validate Submit**

Select the digitally signed file from computer and press “upload” button. Only digitally signed pdf file will be uploaded.

Total Ported Out Numbers  
 Total Ported In Numbers  
 Allocated MSISDN Series: 1000000  
 Add Details

| Date       | Attached VLR | Detached VLR | ICR IN number | ICR OUT number | Inter-Circle IN numbers | Inter-Circle OUT numbers | Ported Out Nos | Ported In Nos |
|------------|--------------|--------------|---------------|----------------|-------------------------|--------------------------|----------------|---------------|
| 01-11-2022 | 900000       | 15000        | 15500         | 16000          | 4500                    | 5000                     | 1000           | 1500          |
| 02-11-2022 | 900000       | 1500         | 1200          | 120            | 150                     | 120                      | 100            | 120           |

Proof of Utilization Signed by LSA,DoT (in pdf format only)(Name of the signer: AJAY KUMAR PANJA/Signed\_on: 29-09-2022 11:18:39)  
 HRMS20221100060\_LSA\_PRF\_v0.pdf Delete Uploaded Successfully!!!

Previous Next

Save Validate Submit

Now , once all 7 days data filled. Go to step-IV. Step-IV shows the filled data in desired format.

Details will be displayed only when all 7 day data is filled.

Step 1 Step 2 Step 3 Step 4 Step 5

Step 4: Submitted Details

Search:

| MSISDN                        | ICR IN | ICR OUT | Inter-Circle IN | Inter-Circle OUT | Ported Out | Ported In | Ported Out % | Ported In % |
|-------------------------------|--------|---------|-----------------|------------------|------------|-----------|--------------|-------------|
| 01-11-2022                    | 900000 | 15000   | 15500           | 16000            | 4500       | 5000      | 1000         | 1500        |
| 02-11-2022                    | 900000 | 1500    | 1200            | 120              | 150        | 120       | 100          | 120         |
| 03-11-2022                    | 900000 | 1400    | 98500           | 12               | 120        | 20        | 24           | 24          |
| 04-11-2022                    | 900000 | 1300    | 98700           | 12               | 1100       | 85        | 80           | 78          |
| 05-11-2022                    | 900000 | 1200    | 97600           | 154              | 230        | 69        | 260          | 23          |
| 06-11-2022                    | 900000 | 1300    | 97800           | 1255             | 28         | 90        | 97800        | 27          |
| 07-11-2022                    | 900000 | 12      | 90000           | 22               | 21         | 25        | 12           | 90000       |
| 7 day Average                 | 900000 | 1250    | 97600           | 1250             | 250        | 250       | 250          | 250         |
| MSISDN Allocated by DoT (I)   |        |         |                 |                  |            |           |              | 1000000     |
| Not Ported In Numbers (I+G+H) |        |         |                 |                  |            |           |              | 3           |
| Numbers Allocated (N=I+J)     |        |         |                 |                  |            |           |              | 1000003     |
| VLR Figure (V)                |        |         |                 |                  |            |           |              | 953274      |
| VLR Utilization % (V/N x 100) |        |         |                 |                  |            |           |              | 95.33       |

Showing 9 of 13 entries

Now depending upon total number s allotted and utilization % shown LSA has to decide to whether “recommend” or “not recommend” for code allotment. Depending on his decision he has to click the radio button and press “save” tab.

| 2022                                  |        |      |        |    |      |    |    |                   |                |                |
|---------------------------------------|--------|------|--------|----|------|----|----|-------------------|----------------|----------------|
| 06-11-2022                            | 978000 | 1323 | 979323 | 2  | 1255 | 26 | 56 | 978040            | 22             | 45             |
| 07-11-2022                            | 945025 | 25   | 945050 | 22 | 23   | 25 | 12 | 945062            | 2              | 26             |
| <b>7 day Average</b>                  |        |      |        |    |      |    |    | <b>955274 (V)</b> | <b>265 (G)</b> | <b>262 (H)</b> |
| <b>MSC Codes Allocated by DoT (J)</b> |        |      |        |    |      |    |    | <b>1000000</b>    |                |                |
| <b>Net Ported in Numbers (I=G-H)</b>  |        |      |        |    |      |    |    | <b>3</b>          |                |                |
| <b>Numbers Allocated (N=I+J)</b>      |        |      |        |    |      |    |    | <b>1000003</b>    |                |                |
| <b>VLR Figure (V)</b>                 |        |      |        |    |      |    |    | <b>955274</b>     |                |                |
| <b>VLR Utilization % (V/N x 100)</b>  |        |      |        |    |      |    |    | <b>95.53</b>      |                |                |

Showing 1 to 13 of 13 entries Previous 1 Next

**View Signed Application:** [VIEW APPLICATION](#)

Scrutiny Sr.No.1 ☒ Recommended ☐ Not Recommended

Previous Next

Using “view application” button LSA can see the digitally signed application .

| 2022                                  |        |      |        |    |      |    |    |                   |                |                |
|---------------------------------------|--------|------|--------|----|------|----|----|-------------------|----------------|----------------|
| 06-11-2022                            | 978000 | 1323 | 979323 | 2  | 1255 | 26 | 56 | 978040            | 22             | 45             |
| 07-11-2022                            | 945025 | 25   | 945050 | 22 | 23   | 25 | 12 | 945062            | 2              | 26             |
| <b>7 day Average</b>                  |        |      |        |    |      |    |    | <b>955274 (V)</b> | <b>265 (G)</b> | <b>262 (H)</b> |
| <b>MSC Codes Allocated by DoT (J)</b> |        |      |        |    |      |    |    | <b>1000000</b>    |                |                |
| <b>Net Ported in Numbers (I=G-H)</b>  |        |      |        |    |      |    |    | <b>3</b>          |                |                |
| <b>Numbers Allocated (N=I+J)</b>      |        |      |        |    |      |    |    | <b>1000003</b>    |                |                |
| <b>VLR Figure (V)</b>                 |        |      |        |    |      |    |    | <b>955274</b>     |                |                |
| <b>VLR Utilization % (V/N x 100)</b>  |        |      |        |    |      |    |    | <b>95.53</b>      |                |                |

Showing 1 to 13 of 13 entries Previous 1 Next

**View Signed Application:** [VIEW APPLICATION](#)

Scrutiny Sr.No.1 ☒ Recommended ☐ Not Recommended

Previous Next

Using “PDF” or “EXCEL” button LSA will download this utilization report .

Step 1: Review & Submit Step 2: Review & Submit Step 3: Review & Submit Step 4: Review & Submit Step 5: Review & Submit

PDF EXCEL

SEARCH

| Code                                  | MSC CODE | MSC CODE | MSC CODE | MSC CODE | MSC CODE | MSC CODE | MSC CODE | MSC CODE          | MSC CODE       | MSC CODE       |
|---------------------------------------|----------|----------|----------|----------|----------|----------|----------|-------------------|----------------|----------------|
| 06-11-2022                            | 978000   | 1323     | 979323   | 2        | 1255     | 26       | 56       | 978040            | 22             | 45             |
| 07-11-2022                            | 945025   | 25       | 945050   | 22       | 23       | 25       | 12       | 945062            | 2              | 26             |
| <b>7 day Average</b>                  |          |          |          |          |          |          |          | <b>955274 (V)</b> | <b>265 (G)</b> | <b>262 (H)</b> |
| <b>MSC Codes Allocated by DoT (J)</b> |          |          |          |          |          |          |          | <b>1000000</b>    |                |                |
| <b>Net Ported in Numbers (I=G-H)</b>  |          |          |          |          |          |          |          | <b>3</b>          |                |                |
| <b>Numbers Allocated (N=I+J)</b>      |          |          |          |          |          |          |          | <b>1000003</b>    |                |                |
| <b>VLR Figure (V)</b>                 |          |          |          |          |          |          |          | <b>955274</b>     |                |                |
| <b>VLR Utilization % (V/N x 100)</b>  |          |          |          |          |          |          |          | <b>95.53</b>      |                |                |



In step-V, LSA will digitally sign the downloaded utilization report and upload. If LSA is “not recommending” the case then also LSA has to upload the report and justifications for rejecting.

Home / NRMS / RLO: Apply for Non Network Licence -Application Id:NRMS20221100060

APPLICATION FOR ALLOTMENT OF MSC CODES

Save Validate Submit

Hint:- Only "DOT Remarks" will be visible to applicant and individual Sir. no. remark are internal ones.

Step 1 Applicant Details Step 2 Requirement Details Step 3 Utilization Data Entry Step 4 Utilization Details Step 5 Utilization Uploads

File No :

Enter DOT Remarks

Utilization Report/Rejection letter Signed by LSA,DoT (in pdf format only)

Choose File No file chosen Upload

Previous Next

Save Validate Submit

Here, LSA will enter the file no. In which the case is processed and enter LSAs remarks about the particular case .

Home / NRMS / RLO: Apply for Non Network Licence -Application Id:NRMS20221100060

APPLICATION FOR ALLOTMENT OF MSC CODES

Save Validate Submit

Hint:- Only "DOT Remarks" will be visible to applicant and individual Sir. no. remark are internal ones.

Step 1 Applicant Details Step 2 Requirement Details Step 3 Utilization Data Entry Step 4 Utilization Details Step 5 Utilization Uploads

File No : E/02/05-06/57

Enter DOT Remarks recommended.

Utilization Report/Rejection letter Signed by LSA,DoT (in pdf format only)(Name of the signer: AJAY KUMAR PANJA/Signed\_on: 29-09-2022 11:18:39)

NRMS20221100060\_LSA\_REM\_v0.pdf Delete Uploaded Successfully!!!

Previous Next

Save Validate Submit

Press “SAVE” button and “VALIDATE” button. If all actions needed are done then only validation will be successful and “SUBMIT” button get enabled. If any important field is blank or file not uploaded then “validate” button will show error as below:

Home / NRMS / RLO: Apply for Non Network Licence - Application Id:NRMS20221100060

Please enter remarks for acceptance or rejection.

**APPLICATION FOR ALLOTMENT OF MSC CODES**

Save Validate Submit

Hint:- Only "DOT Remarks" will be visible to applicant and individual Sr. no. remark are internal ones.

Step 1 Applicant Details Step 2 Requirement Details Step 3 Utilization Data Entry Step 4 Utilization Details Step 5 Utilization Uploads

File No : E/02/05-06/57

Enter DOT Remarks

Utilization Report/Rejection letter Signed by LSA,DoT (in pdf format only)(Name of the signer: AJJOY KUMAR PANJA/Signed\_on: 29-09-2022 11:18:39)

NRMS20221100060\_LSA\_REM\_v0.pdf Delete Uploaded Successfully!!!

Previous Next

Fill all necessary details and upload required documents. Then “VALIDATE” the application, once application is validated successfully the same is popped up and “SUBMIT” button get enabled.

Home / NRMS / RLO: Apply for Non Network Licence - Application Id:NRMS20221100060

Validated successfully!!!

**APPLICATION FOR ALLOTMENT OF MSC CODES**

Save Validate Submit

Hint:- Only "DOT Remarks" will be visible to applicant and individual Sr. no. remark are internal ones.

Step 1 Applicant Details Step 2 Requirement Details Step 3 Utilization Data Entry Step 4 Utilization Details Step 5 Utilization Uploads

File No : E/02/05-06/57

Enter DOT Remarks recommended

Utilization Report/Rejection letter Signed by LSA,DoT (in pdf format only)(Name of the signer: AJJOY KUMAR PANJA/Signed\_on: 29-09-2022 11:18:39)

NRMS20221100060\_LSA\_REM\_v0.pdf Delete Uploaded Successfully!!!

Previous Next

Save Validate Submit

10.192.208.31:8080/nrms/nrms\_resource\_scrutiny.php?step=3

Now “SUBMIT” application using “SUBMIT” button.

The application get submitted after confirmation

The screenshot displays a web application interface for 'APPLICATION FOR ALLOTMENT'. A confirmation dialog box is overlaid on the form, asking: 'Application found ok. Do you really want to complete the scrutiny?'. The dialog has 'No' and 'Yes' buttons. A red arrow points to the 'Yes' button. The background form shows a progress bar with five steps: Step 1 (Applicant Details), Step 2 (Requirement Details), Step 3 (Utilization Data Entry), Step 4 (Utilization Details), and Step 5 (Utilization Uploads). The 'File No' field contains 'E/02/05-06/57'. The 'Enter DOT Remarks' field contains 'recommended'. Below this, there is a section for 'Utilization Report/Rejection letter Signed by LSA, DoT (in pdf format only)' with a file upload area showing a file named 'NRMS2022100060\_LSA\_REM\_v5.pdf' and a 'Delete' button. At the bottom, there are 'Previous', 'Next', 'Save', 'Validate', and 'Submit' buttons.

The application get forwarded to DOT HQ for further allotment if “recommended” or will be routed to Applicant if “not recommended”. In both cases sms and email intimation is sent by system to application recipients.

# DOT HQ


DoT HQ i.e. nodal of AS-III wing will log in in saralsanchar with his credentials like 'nodal\_as3'.



**Login**

User Id

Password

Security Code

[Forgot Password?](#)

[Forgot User ID?](#)

Nodal AS-III will directly land in NRMS module and list of all pending applications will be displayed. In case of MSC code, M2M code & Fixed Line code, the application directly come for allotment of code.

In case of LRN code, MCC-MNC code, Telemarketing code & SCP code the application come for “scrutiny”. After scrutiny the application come for code allotment.

**For LRN,MCC-MNC, Telemarketing, SCP codes:-**






Click on “Scrutiny of Application” button.

NRMS

Relaxed In Process Certificate Issued

Messenger Orders/Circulars MailBox Reports Fee Calculator Application Status Document CheckList FAQ Sample Form

**NRMS In Process Application**

| In process Requests |                 | Allotment Letter Issued                       |                    | Rejected Applications      |                       |   |   |
|---------------------|-----------------|---|--------------------|----------------------------|-----------------------|---|---|
| Sr.No.              | Application Id  | Applicant Name                                | Application Type   | Application Submitted Date | Application Status    | Action                                  |   |
| 1                   | NRMS20230900037 | RELIANCE JIO INFOCOMM LIMITED<br>Bimal Chopra | Telemarketing CODE | 05-09-2023                 | Application submitted | <a href="#">Scrutiny Of application</a> |  |
| 2                   | NRMS20230900036 | ZVC INDIA PRIVATE LIMITED<br>Dinesh K Shiv    | MCC-MNC CODE       | 05-09-2023                 | Application submitted | <a href="#">Scrutiny Of application</a> |  |
| 3                   | NRMS20230900035 | ZVC INDIA PRIVATE LIMITED<br>Dinesh K Shiv    | Telemarketing CODE | 08-09-2023                 | Application submitted | <a href="#">Scrutiny Of application</a> |  |
| 4                   | NRMS20230900033 | ZVC INDIA PRIVATE LIMITED<br>Dinesh K Shiv    | Telemarketing CODE | 05-09-2023                 | Application submitted | <a href="#">Scrutiny Of application</a> |  |
| 5                   | NRMS20230900032 | ZVC INDIA PRIVATE LIMITED<br>Dinesh K Shiv    | LRN CODE           | 05-09-2023                 | Application submitted | <a href="#">Scrutiny Of application</a> |  |

After “scrutiny of applicaiton” button the form will be displayed as below:  
Step-I shows applicant details.

Home / NRMS / RLO: Apply for Non Network Licence -Application Id:NRMS20230900035

APPLICATION FOR ALLOTMENT OF TELEM CODES

Save Validate Submit

Hint:- Only "DOT Remarks" will be visible to applicant and individual Sr. no. remark are internal ones.

Step 1 Applicant Details Step 2 Requirement Details Step 3 scrutiny Step 4 Utilization Uploads/File Details

**Application ID: NRMS20230900035**

|   |   |
|---|---|
| <b>1A. Address for Correspondence with Telephone/Fax/Mail :</b><br><br>PAN : AABCZ4218R<br>CIN : U72900MH2019FTC330144<br>Licensee Name : ZVC INDIA PRIVATE LIMITED<br>Address : Raheja Platinum, No. 06A113A, 06A127,Sag Baug Road off Andheri Kurla Road Marol,Andheri East Mumbai Mumbai City<br>District : Mumbai City<br>State : MAHARASHTRA<br>Pincode : 400059<br>Landline No : 09820097485<br>Fax : 09820097485<br>Email : ZVCIndia@zoom.us | <b>1C. Registered Address with Telephone/Fax/Mail :</b><br><br>Address : Raheja Platinum, No. 06A113A, 06A127,Sag Baug Road off Andheri Kurla Road Marol,Andheri East Mumbai Mumbai City<br>District : Mumbai City<br>State : MAHARASHTRA<br>Pincode : 400059<br>Landline No : 09820097485<br>Fax : 09820097485<br>Email : ZVCIndia@zoom.us |
| <b>1B. Corporate Address with Telephone/Fax/Mail :</b><br><br>Address : Raheja Platinum, No. 06A113A, 06A127,Sag Baug Road off Andheri Kurla Road Marol,Andheri East Mumbai Mumbai City<br>District : Mumbai City   | <b>1D. Authorized Person's Details :</b><br><br>Name :Dinesh K Shiv<br>Designation:Head of Telecom Compliance<br>Address : Raheja Platinum, No. 06A113A, 06A127,Sag Baug Road off Andheri Kurla Road Marol,Andheri East Mumbai Mumbai City<br>District : Mumbai City<br>State : MAHARASHTRA<br>Pincode : 400059                             |

Step-II shows requirement details submitted by applicant. Step-I and step-II are read-only tab and DoT Nodal don't have to do anything in these steps.

Home / NRMS / RLO: Apply for Non Network Licence -Application Id:NRMS20230900035

APPLICATION FOR ALLOTMENT OF TELEM CODES

Save Validate Submit

Hint:- Only "DOT Remarks" will be visible to applicant and individual Sr. no. remark are internal ones.

Step 1 Applicant Details Step 2 Requirement Details Step 3 scrutiny Step 4 Utilization Uploads/File Details

|  |   |
|--|---|
| License Type   | UL  |
| Service License No.  | 20-1309 / 2022- AS-1  |
| Licensed Service Area (LSA)  | Kolkata   |
| Type of Resource :   | TELEMARKETING CODES   |
| SERVICE  | MOBILE  |
| Existing Allotted Codes  |   |
| Utilization Percentage(%)  | 0   |
| Name of Nodal Person   | Rajesh Kumar  |
| Mobile No. of Nodal Person   | 9466576870  |
| Email Id of Nodal Person   | rk@gmail.com  |
| Justification of additional requirement.<br>(Minimum 50 words , max 250 words)<br>Total word Count : 0 words.<br>Words Left : 250 words. | We are pleased to inform you that final dividend of Rs. 4/- per fully paid equity share of face value of Rs. 5 each and a pro-rata dividend of Rs.1/- per partly paid-up equity shares of face value of Rs. 5/- each (Rs. 1.25/- paid-up per share) was declared at the 28th Annual General Meeting of Bharti Airtel Limited ('the Company') held on August 24, 2023. |

Previous Next

Step-III is a scrutiny stage, here DoT Nodal can view the application submitted by licensee and depending upon the application , nodal will take a decision of “recommended” or “not recommended” by clicking the corresponding radio button. Nodal can also put remark here to justify the decision.

Home / NRMS / RLO: Apply for Non Network Licence -Application Id:NRMS20230900035

**APPLICATION FOR ALLOTMENT OF TELEM CODES**

Save Validate Submit

Hint:- Only "DOT Remarks" will be visible to applicant and individual Sr. no. remark are internal ones.

Step 1 Applicant Details Step 2 Requirement Details Step 3 scrutiny Step 4 Utilization Uploads/File Details

**View Signed Application:**

Scrutiny Sr.No.1

VIEW APPLICATION

Recommended ☐ Not Recommended ☐

Remark

Previous Next

Home / NRMS / RLO: Apply for Non Network Licence -Application Id:NRMS20230900035

**APPLICATION FOR ALLOTMENT OF TELEM CODES**

Save Validate Submit

Hint:- Only "DOT Remarks" will be visible to applicant and individual Sr. no. remark are internal ones.

Step 1 Applicant Details Step 2 Requirement Details Step 3 scrutiny Step 4 Utilization Uploads/File Details

**View Signed Application:**

Scrutiny Sr.No.1

VIEW APPLICATION

Recommended ☒ Not Recommended ☐

test

Previous Next

Step-IV is file details step. Here, Nodal will enter the file no. In which the case is processed and enter nodal remarks about the particular case .

Home / NRMS / RLO: Apply for Non Network Licence -Application Id:NRMS20230900035

**APPLICATION FOR ALLOTMENT OF TELEM CODES**

Save Validate Submit

Hint:- Only "DOT Remarks" will be visible to applicant and individual Sr. no. remark are internal ones.

Step 1 Applicant Details Step 2 Requirement Details Step 3 scrutiny Step 4 Utilization Uploads/File Details

File No :

Enter DOT Remarks

Previous Next

Save Validate Submit



Press “SAVE” button and “VALIDATE” button. If all actions needed are done then only validation will be successful and “SUBMIT” button get enabled. If any important field is blank then “validate” button will show error as below:

Home / NRMS / RLO: Apply for Non Network Licence -Application Id:NRMS20230900035

Please enter E File No.  
Please enter remarks for acceptance or rejection.

**APPLICATION FOR ALLOTMENT OF TELEM CODES**

Save Validate Submit

Hint:- Only "DOT Remarks" will be visible to applicant and individual Sr. no. remark are internal ones.

Step 1 Applicant Details Step 2 Requirement Details Step 3 scrutiny Step 4 Utilization Uploads/File Details

File No :

Enter DOT Remarks

Fill all necessary details and then “VALIDATE” the application, once application is validated successfully the same is popped up and “SUBMIT” button get enabled.

Validated successfully!!!

SARAL SANCHAR  
(Simplified Application For Registration And Licenses)  
A Portal for License Management in DoT

Home Change Password Profile Dashboard Helpdesk Consolidated Reports

Messenger Orders/Circulars MailBox Reports Fee Calculator Application Status Document Checklist FAQ Sample Form

Home / NRMS / RLO: Apply for Non Network Licence -Application Id:NRMS20230900035

**APPLICATION FOR ALLOTMENT OF TELEM CODES**

Save Validate Submit

Hint:- Only "DOT Remarks" will be visible to applicant and individual Sr. no. remark are internal ones.

Step 1 Applicant Details Step 2 Requirement Details Step 3 scrutiny Step 4 Utilization Uploads/File Details

File No : E/LRN/22-23/15

Enter DOT Remarks test remarks

Now “SUBMIT” application using “SUBMIT” button. The application get submitted after confirmation.

COMMUNICATIONS  
विभाग  
MENT OF  
MMUNICATIONS

SARAL SANCHAR  
(Simplified Application For Registration And Licenses)  
A Portal for License Management in DoT

File Dashboard Helpdesk Consolidated Reports

Messenger Orders/Circulars MailBox Reports Fee Calculator Application Status Document Checklist FAQ

Home / NRMS / RLO: Apply for Non Network Licence -Application Id:NRMS20230900035

**APPLICATION FOR ALLOTMENT OF TELEM CODES**

Save Validate Submit

Hint:- Only "DOT Remarks" will be visible to applicant and individual Sr. no. remark are internal ones.

**Nodal Scrutiny Confirmation**

Do You want to continue?

No Yes

GOVT OF INDIA, MINISTRY OF COMMUNICATIONS  
 दूरसंचार विभाग  
 DEPARTMENT OF  
 TELECOMMUNICATIONS

Confirmation

Application found ok. Do you really want to complete the scrutiny?

X No ✓ Yes

Helpdesk Consolidated Reports

Messenger Orders/Circulars MailBox Reports Fee Calculator Application Status Document CheckList FAQ

Home / NRMS / RLO: Apply for Non Network Licence -Application Id:NRMS2023090035

APPLICATION FOR ALLOTMENT OF TELEM CODES

Save Validate Submit

Hint:- Only "DOT Remarks" will be visible to applicant and individual. So no. remark are internal ones.

Step 1 Applicant Details Step 2 Requirement Details Step 3 scrutiny Step 4 Utilization Uploads/Fin Details

File No : E/LRN/22-23/15

Enter DOT Remarks

Test remarks

Previous Next

The application get forwarded to DOT Nodal again for further allotment if “recommended” or will be routed to Applicant if “not recommended”. In both cases sms and email intimation is sent by system to application recipients.

The dashboard page appear again.





Click on “allot code” button against the application .

Messenger Orders/Circulars Reports MailBox Fee Calculator Application Status Document CheckList FAQ Sample Form

Welcome : VKPH TOPPO (nodal\_as3)

NRMS NRMS In Process Application

NRMS

| Sr.No. | Application Id  | Applicant Name                                | Application Type | Application Submitted Date | Application Status   | Action                  |   |
|--------|-----------------|---|------------------|----------------------------|----------------------|-------------------------|---|
| 1      | NRMS20221100060 | RELIANCE JIO INFOCOMM LIMITED<br>Bimal Chopra | MSC CODE         | 14-11-2022                 | Application Verified | Allot Code              |  |
| 2      | NRMS20221100057 | RELIANCE JIO INFOCOMM LIMITED<br>Bimal Chopra | MSC CODE         | 07-11-2022                 | Application Verified | Allot Code              |  |
| 3      | NRMS20221000053 | RELIANCE JIO INFOCOMM LIMITED<br>Bimal Chopra | MSC CODE         | 21-10-2022                 | Application Verified | Allot Code              |  |
| 4      | NRMS20221000037 | RELIANCE JIO INFOCOMM LIMITED<br>Bimal Chopra | Fixed Line Code  | 15-10-2022                 | Code Allotted        | Upload Allotment Letter |  |



After “allot code” button the form will be displayed as below:

avg tot num = 1000002

सरकारी विभाग  
GOVERNMENT OF INDIA  
MINISTRY OF COMMUNICATIONS

दूरसंचार विभाग  
DEPARTMENT OF  
TELECOMMUNICATIONS

SARAL  
SANCHAR  
(Simplified Application For Registration And Licenses)  
A Portal for License Management in DoT

LogOut ( User ID: nodal\_aa3)

Home Change Password Profile Dashboard Helpdesk Consolidated Reports

Orders/Circulars Messenger MailBox Reports Fee Calculator Application Status Document CheckList FAQ Sample Form

Home / NRMS / Upload Digitally Signed Allotment Letter -Application Id:NRMS20221100060

UPLOAD DIGITALLY SIGNED ALLOTMENT LETTER

Requirement Details

| License Type & License No. | LSA       | Resource | Existing Alloted Codes  |
|----------------------------|-----------|----------|---|
| UL<br>20-401/2013(AS-1)    | Karnataka | MSC CODE | 90190 ,90191 ,90192 ,90193<br>,90194 ,90195 ,90196 ,90197<br>,90198 ,90199 ,91102 ,91104<br>,91106 ,91108 ,91130 ,91132<br>,91135 ,91136 ,91138 ,91139<br>,93530 ,93531 ,93532 ,93533<br>,93534 ,93535 ,93536 ,93537<br>,93538 ,93539 ,93640 ,93641<br>,93642 ,93643 ,93644 ,93645<br>,93646 ,93647 ,93648 ,93649 |

The form shows type of license, license no., type of code applied by applicant, already allotted codes ,percentage of utilization (in case of MSC,M2M,fixed line & Telemarketing), technology (in case of LRN & MCC-MNC),service (in case of Telemarketing) and nodal person details.

|   |                   |                     |   |
|---|-------------------|---------------------|---|
|   |                   |                     | ,76764 ,76765 ,76766 ,76767<br>,76768 ,76769 ,78920 ,78921<br>,78922 ,78923 ,78924 ,78925<br>,78926 ,78927 ,78928 ,78929<br>,79750 ,79751 ,79752 ,79753<br>,79754 ,79755 ,79756 ,79757<br>,79758 ,79759 ,6360 |
| Percentage Utilization<br>(As per LSA Report)   | Nodal Person Name | Nodal Person Mobile | Nodal Person Email  |
| 95.53   | vijay kumar       | 9449051399          | vijay.kumar@jio.com   |
| Proof of Utilization Signed by LSA,DoT (in pdf format only)<br><a href="#">NRMS20221100060_LSA_PRF_v0.pdf</a> |                   |                     |   |
| Utilization Report Signed by LSA,DoT (in pdf format only)<br><a href="#">NRMS20221100060_LSA_REM_v0.pdf</a>   |                   |                     |   |

The options to download the utilization report and proof of utilization signed by LSA is also available by clicking on the file name.

|   |                   |                     |                     |
|---|-------------------|---------------------|---------------------|
| Percentage Utilization<br>(As per LSA Report)   | Nodal Person Name | Nodal Person Mobile | Nodal Person Email  |
| 95.53   | vijay kumar       | 9449051399          | vijay.kumar@jio.com |
| Proof of Utilization Signed by LSA,DoT (in pdf format only)<br><a href="#">NRMS20221100060_LSA_PRF_v0.pdf</a> |                   |                     |                     |
| Utilization Report Signed by LSA,DoT (in pdf format only)<br><a href="#">NRMS20221100060_LSA_REM_v0.pdf</a>   |                   |                     |                     |

| Utilization Report Signed by LSA,DoT (in pdf format only) |  |
|---|--|
| NRMS20221000025_LSA_REM_v0.pdf                            |  |
| MSC Code  | <input type="text"/><br><div>Select code</div> <div>select clear</div> |
| Total Numbers Alloted                                     | <input type="text"/>   |
| Allotment Letter date                                     | 08-09-2023   |
| Allotment letter number                                   | <input type="text"/>   |
| Remarks   | <input type="text"/>   |
| Submit  |  |

Now, to allot code, nodal has to enter the first 2-3 digits of code to be allotted in MSC code field and list of all spare codes having those digits will be displayed. He can select multiple codes at the time using “control” button of keyboard

| Utilization Report Signed by LSA,DoT (in pdf format only) |  |
|---|--|
| NRMS20221000025_LSA_REM_v0.pdf                            |  |
| MSC Code  | <input type="text" value="97"/><br><div>Select Code</div> <div>97960<br/>97961<br/>97962</div> <div>select clear</div> |
| Total Numbers Alloted                                     | <input type="text"/>   |
| Allotment Letter date                                     | 08-09-2023   |
| Allotment letter number                                   | <input type="text"/>   |
| Remarks   | <input type="text"/>   |
| Submit  |  |

Press “select” button. All selected codes will be displayed in text box.

|                                       |   |
|---------------------------------------|---|
| MSC Code                              | <input type="text" value="97"/><br><div>Select Code<br/>97960<br/>97961<br/>97962<br/>...</div> <div><input type="button" value="select"/> <input type="button" value="clear"/></div> <div><input type="text" value="97960,97961"/></div> |
| Total Numbers Alloted                 | <input type="text" value="200000"/>   |
| Allotment Letter date                 | <input type="text" value="08-09-2023"/>   |
| Allotment letter number               | <input type="text"/>  |
| Remarks                               | <input type="text"/>  |
| <input type="button" value="Submit"/> |   |

If he wants to allot some more codes from other series then enter first 2-3 digits of that series ,select codes using “control” button of keyboard.

Utilization Report Signed by LSA,DoT (In pdf format only)  
[LRMS20221000025\\_LSA\\_REM\\_v0.pdf](#)

|                                       |   |
|---------------------------------------|---|
| MSC Code                              | <input type="text" value="78"/><br><div>Select Code<br/>78011<br/>78012<br/>78013<br/>...</div> <div><input type="button" value="select"/> <input type="button" value="clear"/></div> <div><input type="text" value="97960,97961"/></div> |
| Total Numbers Alloted                 | <input type="text" value="200000"/>   |
| Allotment Letter date                 | <input type="text" value="08-09-2023"/>   |
| Allotment letter number               | <input type="text"/>  |
| Remarks                               | <input type="text"/>  |
| <input type="button" value="Submit"/> |   |

Press “select” button. All selected codes along with previously selected codes will be displayed in text box.

|                                       |   |
|---------------------------------------|---|
| MSC Code                              | <input type="text" value="78"/><br><div>Select Code<br/>78011<br/>78012<br/>78013<br/>...</div> <div><input type="button" value="select"/> <input type="button" value="clear"/></div> <div><input type="text" value="97960,97961,78012,78013"/></div> |
| Total Numbers Alloted                 | <input type="text" value="400000"/>   |
| Allotment Letter date                 | <input type="text" value="08-09-2023"/>   |
| Allotment letter number               | <input type="text"/>  |
| Remarks                               | <input type="text"/>  |
| <input type="button" value="Submit"/> |   |

Now depending upon number of codes selected, total number allotted will be auto populated.

|                         |  |
|-------------------------|--|
| MSC Code                | 78   |
|                         | Select Code<br>78011<br>78012<br>78013                                     |
|                         | <input type="button" value="select"/> <input type="button" value="clear"/> |
|                         | 97960,97961,78012,78013  |
| Total Numbers Alloted   | 400000   |
| Allotment Letter date   | 08-09-2023   |
| Allotment letter number |  |
| Remarks                 |  |
|                         | <input type="button" value="Submit"/>                                      |

Today date will be selected as allotment date. This date can be changed using calendar

|                         |  |
|-------------------------|--|
| MSC Code                |  |
|                         | <div>9 November 2022</div> <div>Su Mo Tu We Th Fr Sa</div> <div>1 2 3 4 5</div> <div>6 7 8 9 10 11 12</div> <div>13 14 15 16 17 18 19</div> <div>20 21 22 23 24 25 26</div> <div>27 28 29 30</div> |
| Total Numbers Alloted   |  |
| Allotment Letter date   | 15-11-2022   |
| Allotment letter number |  |
| Remarks                 |  |

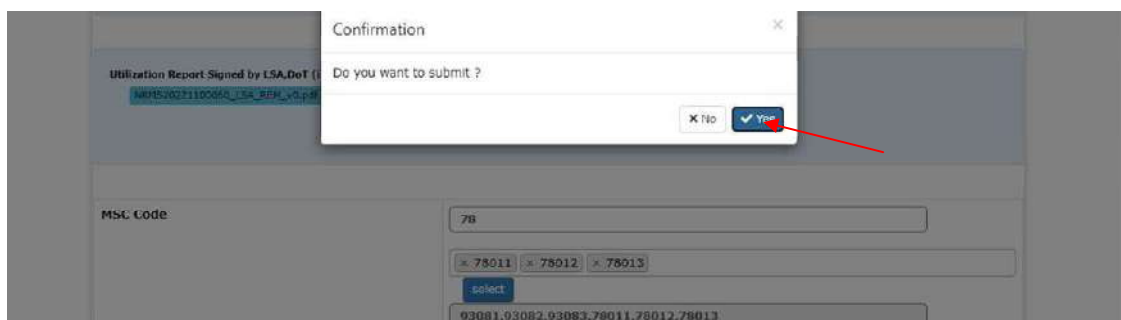
Allotment letter number should be entered and remark if any should be entered in respective fields.

|                         |  |
|-------------------------|--|
| MSC Code                | 78   |
|                         | Select Code<br>78011<br>78012<br>78013                                     |
|                         | <input type="button" value="select"/> <input type="button" value="clear"/> |
|                         | 97960,97961,78012,78013  |
| Total Numbers Alloted   | 400000   |
| Allotment Letter date   | 08-09-2023   |
| Allotment letter number | ALLOT/msc/01   |
| Remarks                 | 453434   |
|                         | <input type="button" value="Submit"/>                                      |

Once all fields are entered, press "SUBMIT" button.

|                                       |   |
|---------------------------------------|---|
| MSC Code                              | <input type="text" value="78"/><br><div> Select Code<br/> 78011<br/> 78012<br/> 78013 </div> <div> <input type="button" value="select"/> <input type="button" value="clear"/> </div> <input type="text" value="97960,97961,78012,78013"/> |
| Total Numbers Alloted                 | <input type="text" value="400000"/>   |
| Allotment Letter date                 | <input type="text" value="08-09-2023"/>   |
| Allotment letter number               | <input type="text" value="ALLOT/msc/01"/>   |
| Remarks                               | <input type="text" value="453434"/>   |
| <input type="button" value="Submit"/> |   |

After giving confirmation , code allotment process completed and flow is routed to dashboard.



Now in the dashboard application is pending for “upload allotment letter”. Press “upload allotment letter” button against the application id.

| welcome : VKPR TUPPU (10001_053) |                 |   |                  |                            |                      |  |  |
|----------------------------------|-----------------|---|------------------|----------------------------|----------------------|--|--|
| NRMS In Process Application      |                 |   |                  |                            |                      |  |  |
| NRMS                             |                 |   |                  |                            |                      |  |  |
| Sr.No.                           | Application Id  | Applicant Name                                | Application Type | Application Submitted Date | Application Status   | Action   |  |
| 1                                | NRMS2022100060  | RELIANCE JIO INFOCOMM LIMITED<br>Bimal Chopra | MSC CODE         | 14-11-2022                 | Code Alloted         | <input type="button" value="Upload Allotment Letter"/> |  |
| 2                                | NRMS2022100057  | RELIANCE JIO INFOCOMM LIMITED<br>Bimal Chopra | MSC CODE         | 07-11-2022                 | Application Verified | <input type="button" value="Allot Code"/>              |  |
| 3                                | NRMS2022100053  | RELIANCE JIO INFOCOMM LIMITED<br>Bimal Chopra | MSC CODE         | 21-10-2022                 | Application Verified | <input type="button" value="Allot Code"/>              |  |
| 4                                | NRMS20221000037 | RELIANCE JIO INFOCOMM LIMITED<br>Bimal Chopra | Fixed Line Code  | 15-10-2022                 | Code Alloted         | <input type="button" value="Upload Allotment Letter"/> |  |
| 5                                | NRMS20221000036 | RELIANCE JIO INFOCOMM LIMITED<br>Bimal Chopra | P2M CODE         | 12-10-2022                 | Code Alloted         | <input type="button" value="Upload Allotment Letter"/> |  |
| 6                                | NRMS20221000035 | RELIANCE JIO INFOCOMM LIMITED<br>Bimal Chopra | MSC CODE         | 21-10-2022                 | Code Alloted         | <input type="button" value="Upload Allotment Letter"/> |  |

Allotment letter draft will appear as shown above. This draft is editable except table. If required edit the draft in first textbox, second textbox and “issued by” textbox.

**ALLOTMENT LETTER DRAFT**

In consideration to the requests of M/s RELIANCE JIO INFOCOMM LIMITED the undersigned is directed to convey the allotment of MSC codes as per details given below :

editable

| S.No. | Licensee                      | Name of Service Area | MSC code allocated for 600000 subscribers | Remarks                   |
|-------|-------------------------------|----------------------|---|---------------------------|
| 1.    | RELIANCE JIO INFOCOMM LIMITED | Karnataka            | 93081,93082,93083,78011,78012,78013       | testing of code allotment |

2. Aforementioned series may be used by TSP except for the ported out subscribers of M/s.TTSL.  
 3. In case of error/omissions, if any, the same may be brought to the notice of thl office immediately.  
 4. This is issued with the approval of competent authority.

editable

**Issued By:**

ASST. DIRECTOR GENERAL (AS-III)

editable

[Confirm Draft](#)

Once editing is complete press “confirm draft” button.

**ALLOTMENT LETTER DRAFT**

In consideration to the requests of M/s RELIANCE JIO INFOCOMM LIMITED the undersigned is directed to convey the allotment of MSC codes as per details given below and conditions mentioned :

| S.No. | Licensee                      | Name of Service Area | MSC code allocated for 600000 subscribers | Remarks                   |
|-------|-------------------------------|----------------------|---|---------------------------|
| 1.    | RELIANCE JIO INFOCOMM LIMITED | Karnataka            | 93081,93082,93083,78011,78012,78013       | testing of code allotment |

2. Aforementioned series may be used by TSP except for the ported out subscribers of M/s.TTSL.  
 3. In case of error/omissions, if any, the same may be brought to the notice of thl office immediately.  
 4. This is issued with the approval of competent authority.  
 5. This is temporary allotment for testing.

**Issued By:**

ASST. DIRECTOR GENERAL (AS-3)

[Confirm Draft](#)

After clicking “confirm Draft” following pop up will appear , press the “OK” button.

**NRMS Upload Code Allotment Letter**

Application NRMS20221100060 draft Details are submitted successfully
 

[OK](#)

In consideration to the requests of M/s RELIANCE JIO INFOCOMM LIMITED the undersigned is directed to convey the allotment of MSC codes as per details given below and conditions mentioned :

| S.No. | Licensee                      | Name of Service Area | MSC code allocated for 600000 subscribers | Remarks                   |
|-------|-------------------------------|----------------------|---|---------------------------|
| 1.    | RELIANCE JIO INFOCOMM LIMITED | Karnataka            | 93081,93082,93083,78011,78012,78013       | testing of code allotment |

2. Aforementioned series may be used by TSP except for the ported out subscribers of M/s.TTSL.  
 3. In case of error/omissions, if any, the same may be brought to the notice of thl office immediately.  
 4. This is issued with the approval of competent authority.  
 5. This is temporary allotment for testing.

**Issued By:**

ASST. DIRECTOR GENERAL (AS-3)

After pressing “OK” button ,” download draft “ button will appear.

Issued By:

ASST. DIRECTOR GENERAL (AS-3)

Confirm Draft

Download Letter Draft:

Download Draft

Upload Digitally Signed Letter:

Signed Letter(in pdf format only)

Choose File | No file chosen

Upload

Submit

Now using “download draft” button download the draft in pdf format , the letter will be as below



Government of India  
Ministry of Communications  
Department of Telecommunications  
Access Services Wing  
20, Ashok Road, New Delhi -110001

**MSC CODE ALLOTMENT**

No. AS3/MSC/01/chg/02  
Application ID- NRMS20221100060

Dated: 15-11-2022

To,  
M/s. RELIANCE JIO INFOCOMM LIMITED  
D-7, Dhawandee Building, 6 Jantar Mantar Road, New Delhi  
New Delhi, DELHI-110001

*Subject : Allocation of MSC Codes for mobile services to M/s RELIANCE JIO INFOCOMM LIMITED.*

In consideration to the requests of M/s RELIANCE JIO INFOCOMM LIMITED the undersigned is directed to convey the allotment of MSC codes as per details given below and conditions mentioned :

| S.No. | Licensee                      | Name of Service Area | MSC code allocated for 600000 subscribers | Remarks                   |
|-------|-------------------------------|----------------------|---|---------------------------|
| 1.    | RELIANCE JIO INFOCOMM LIMITED | Karnataka            | 93081,93082,93083,78011,78012,78013       | testing of code allotment |

2. Aforementioned series may be used by TSP except for the ported out subscribers of M/s.TTSL.
3. In case of error/omissions, if any, the same may be brought to the notice of thi office immediatly.
4. This is issued with the approval of competent authority.
5. This is temporary allotment for testing.

**ASST. DIRECTOR GENERAL (AS-3)**

**Copy for kind information and necessary action, if any, to :**

1. Secretary--TRAI.
2. CMD MTNL/ CMD BSNL.
3. DG COAI.



Digitally sign the application. Either you sign the letter digitally outside the saralsanchar and then upload using “upload” radio button or you can sign the application here itself using “digitally Sign & upload” option. System will accept only valid digitally signed pdf file.

The screenshot shows a web form for submitting a digitally signed letter. At the top, there is a 'Confirm Draft' button. Below it, the 'Download Letter Draft:' section contains a 'Download Draft' button. The 'Upload Digitally Signed Letter:' section features a text box for the signed letter (in pdf format only, Max File Size: 2 MB) and two radio buttons: 'Upload' and 'Digitally Sign & Upload'. A 'Submit' button is located at the bottom of the form.

Press “submit” button after uploading the file.

This screenshot shows the same form as the previous one, but with a successful upload message displayed. The message reads: 'Signed Letter(in pdf format only)(Name of the signer: AJAY KUMAR PANJA/Signed\_on: 29-09-2022 11:18:39)'. Below the message, there is a 'Delete' button and the text 'Uploaded Successfully!!!'. The 'Submit' button remains at the bottom.

Confirm the submission.

The screenshot shows the form with a confirmation dialog box overlaid. The dialog box has the title 'Confirmation' and the text 'Do you really want to submit the application?'. It has two buttons: 'No' and 'Yes'. The 'Yes' button is highlighted with a blue checkmark.

The allotment process get completed.

The intimation goes to licensee & LSA by email and sms. Alloted letters can be viewed by Licensee LSA & DoT HQ in their dashboard under "allotment letter issued" tab.

Now DOT user can get list of all such allotted cases as below

The screenshots show the SARAL SANCHAR portal interface. The top navigation bar includes links for Home, Change Password, Profile Dashboard, Helpdesk, and Consolidated Reports. The left sidebar menu is expanded, showing 'Service Licenses' with sub-items: Licenses/Permissions, Cancellation(Non-Fin), New License Requests, Report Submitted, Renewal Requests, Notices, Migration Requests, and Surrender Requests. The main content area displays a table of application data.

| Application Type | Application Submitted Date | Application Status | Action               |
|------------------|----------------------------|--------------------|----------------------|
| FOCOMM           | MSC CODE                   | 07-11-2022         | Application Verified |
| FOCOMM           | MSC CODE                   | 21-10-2022         | Application Verified |
| FOCOMM           | MSC CODE                   | 07-11-2022         | Application Verified |
| FOCOMM           | MSC CODE                   | 21-10-2022         | Application Verified |

update now

A Portal for License Management In DoT

Home

Change Password

Profile Dashboard

Helpdesk

Consolidated Reports

Messenger

Orders/Circulars

MailBox

Reports

Fee Calculator

Application Status

Document CheckList

FAQ

Sample Form

Welcome : VKPH TOPPO (nodal\_as3)




NRMS

NRMS

NRMS Issued Certificates

Allotment Letter Issued

Rejected Applications

| Sl.No. | Application Id  | Allotment Letter No. | Application Type | Applicant Name                                | Application Submitted Date | Allotment Letter Date | Application Status | Action                                    |   |
|--------|-----------------|----------------------|------------------|---|----------------------------|-----------------------|--------------------|---|---|
| 1      | NRMS20221100060 | AS3/MS/01/chg/02     | MSC CODE         | RELIANCE JIO INFOCOMM LIMITED<br>Bimal Chopra | 14-11-2022                 | 15-11-2022            | LETTER_ISSUED      | <a href="#">Download Allotment Letter</a> |  |
| 2      | NRMS20221000040 | AS3/MS/01/chg/01     | MSC CODE         | RELIANCE JIO INFOCOMM LIMITED<br>Bimal Chopra | 19-10-2022                 | 18-10-2022            | LETTER_ISSUED      | <a href="#">Download Allotment Letter</a> |  |
| 3      | NRMS20221000038 | AS3/MS/09            | MSC CODE         | RELIANCE JIO INFOCOMM LIMITED                 | 17-10-2022                 | 17-10-2022            | LETTER_ISSUED      | <a href="#">Download Allotment Letter</a> |  |

**Government of India  
Ministry of Communications  
Department of Telecommunications  
Access Services Wing  
20, Ashoka Road New Delhi-110001**

No. 16-03/2015-AS-III( Part-III)/MSC Codes/27/806/

Dated: 08 /11/2017

To,

All Access Service Providers,

**Corrigendum**

**Subject: Change of VLR criterion for allocation of MSC code numbering series on the basis of VLR-regarding.**

In partial modification to DoT letter 16-03/2015-AS-III(Part-III)/MSC Codes/19/748 dated 11.08.2017, the undersigned is directed by competent authority to amend the VLR criterion to the earlier VLR criterion issued vide DoT letter No. 16-16/2009-AS-III/78 dated 27.09.2012 which is reproduced as follows:

| S. No.                             | Numbers Allocated (N)              | VLR Figure (V) as %age of Number Allocated (V/N) |
|------------------------------------|------------------------------------|--|
| 1                                  | Less than 3 million                | Subject to minimum of 40%                        |
| 2                                  | 3 Million to less than 6 Million   | Subject to minimum of 45%                        |
| 3                                  | 6 Million to less than 8 Million   | Subject to minimum of 50%                        |
| 4                                  | 8 Million                          | Subject to minimum of 55%                        |
| 5                                  | 9 Million                          | Subject to minimum of 60%                        |
| 6                                  | 10 Million to less than 15 Million | Subject to minimum of 63%                        |
| 7                                  | 15 Million to less than 20 Million | Subject to minimum of 66%                        |
| 8                                  | 20 Million to less than 25 Million | Subject to minimum of 68%                        |
| 9                                  | 25 Million and above               | Subject to minimum of 70%                        |
| N=Number allocated<br>V=VLR figure |                                    |  |

2. Rest of the instructions contained in the letter dated 11.08.2017 as mentioned above will remain unchanged
3. It shall be applicable from immediate effect.

*S. K. Garg*  
(Sanchit Kumar Garg)  
ADG (AS-III)  
Ph No. 23036444

Copy for kind information and necessary action, if any, to:

1. Secretary-TRAI, Mahanagar Doorsanchar Bhawan Jawaharlal Nehru Marg (Old Minto Road), New Delhi-110002
2. Sr. DDG, TEC, Gate No. 5, Khurshid Lal Bhawan, Janpath, New Delhi-110001.
3. Sr. DDG (TERM) with a request to send the certified copies to all TERM Cells.
4. CMD MTNL/CMD BSNL
5. DG, COAI / SG, AUSPI
6. Director (TERM-I)/ Director (Security-II), DoT HQ, New Delhi.



**Ministry of Communications  
Department of Telecommunications  
Access Services Wing  
20, Ashoka Road, New Delhi-110001**

No.16-03/2015-AS-III(Part-III)/MSC Codes/19/748

Dated:11-08-2017

To,  
All Access Service Providers.

**Subject: Change of VLR criterion for allocation of MSC code numbering series on the basis of VLR-regarding.**

In supersession to DoT letter dated 16-16/2009-AS-III/38 dated 26.07.2011, No. 16-16/2009-AS-III/78 dated 27.09.2012 and dated 03.08.2015 in which VLR criterion was defined for allocation of MSC Codes to Telecom Service Providers along with instructions. The undersigned has been directed to issue following revised consolidated instructions with immediate effect:

- (I) The new MSC codes will be issued on the basis of VLR figure.
- (II) The total VLR figure (to be enclosed with requisition for new MSC codes) should be certified by concerned TERM Cell(s).
- (III) The Access Service Provider(s) will first approach the respective LSA TERM Cell for certification of VLR figures and then submit their requisition for MSC codes to DoT HQ enclosing therewith the TERM Cells certified figures.
- (IV) The VLR database purging period should be fixed at 72 hours maximum.
- (V) The criteria for allocation of new MSC Codes is as below:
  - (a) Both attached and detached VLR figures are to be taken into account (added) to calculate the total VLR figure.
  - (b) In case of intra-circle roaming agreements, intra-circle in-roamers should be deducted whereas the intra-circle out-roamers shall be added to arrive at net VLR figures.
  - (c) Inter-circle in-roamers (of any operator) will be deducted and inter-circle out-roamers will be added.
  - (d) The VLR figures may be taken as average of 7 days VLR count.
  - (e) Inclusion of Port-In number and exclusion of Port-Out number from the total MSC code series allotted till date to respective TSP.

(f) MSC codes will be issued if the VLR figure reached the count (taking para (a) to (e) into account as below:

| S. No.                             | Numbers Allocated (N)              | VLR Figure (V) as %age of Number Allocated (V/N) |
|------------------------------------|------------------------------------|--|
| 1                                  | Less than 3 million                | Subject to minimum of 45%                        |
| 2                                  | 3 Million to less than 6 Million   | Subject to minimum of 50%                        |
| 3                                  | 6 Million to less than 9 Million   | Subject to minimum of 60%                        |
| 4                                  | 9 Million to less than 15 Million  | Subject to minimum of 65%                        |
| 5                                  | 15 Million to less than 25 Million | Subject to minimum of 70%                        |
| 6                                  | 25 Million and above               | Subject to minimum of 75%                        |
| N=Number allocated<br>V=VLR figure |                                    |  |

*Sr. Garg*  
*11/08/2017*  
 (Sanchit Kumar Garg)  
 ADG (AS-III)  
 Ph No. 23036444

**Copy for kind information and necessary action, if any, to:**

1. Secretary-TRAI, Mahanagar Doorsanchar Bhawan Jawaharlal Nehru Marg (Old Minto Road), New Delhi-110002
2. Sr. DDG, TEC, Gate No. 5, Khurshid lal Bhawan, Janpath, New Delhi-110001
3. Sr. DDG (TERM) with a request to send the certified copies to all TERM Cells.
4. CMD MTNL/CMD BSNL
5. COAI/AUSPI
6. Director (TERM)/ Director (Security-II), DoT HQ, New Delhi

**Government of India  
Ministry of Communications  
Department of Telecommunications  
Access Services Wing  
20, Ashoka Road, New Delhi-110001**

No. 16-03/2018-AS-III/MSC/

Dated: 08-08-2022

**Office Memorandum**

**Subject: Criterion for allotment of Wire-line numbering resources.**

**1. Background:**

- a. At present, wire-line numbering resources are allotted as per DoT letter No. 16-3/2018-AS-III/MSC/345/1591 dated 23.10.2020. As per extant criterion, additional wire-line numbering resources are allotted to Access Service Licensee on utilization, by way of activation of subscribers, of 80% of already allotted wire-line numbering resources.
  - b. Access Service Licensees have informed the Department that the wire-line numbering resources allotted to them exhaust quickly especially in smaller towns having 3-4 digits SDCA (Short Distance Charging Area) codes. Therefore, they are facing difficulties in activation of new subscribers due to existing numbering allotment criterion.
2. Now, to promote the proliferation of wire-line services, it has been decided to amend the extant criterion of 80% utilization. Accordingly, additional wire-line numbering resources shall now onwards be allotted based on following utilization criterion:

| Sr. No | Wire-line Numbering resources allotted | Minimum subscriber activation required for seeking additional wire-line numbering resources |
|--------|--|---|
| 1.     | 10,000 to less than 50,000             | 50%   |
| 2.     | 50,000 to less than 1,00,000           | 55%   |
| 3.     | 1,00,000 to less than 5,00,000         | 60%   |
| 4.     | 5,00,000 to less than 10,00,000        | 70%   |
| 5.     | 10,00,000 and above                    | 80%   |

3. Access Services Wing is in the process to initiate the allotment of numbering resources through Saral Sanchar Portal which will further streamline the procedure of

3054585/2022

allotment of additional numbering resources. In the mean-time, the extant procedure for allotment of additional numbering resources shall continue.

This issues with the approval of the competent authority.

**(Sanchit Kr. Garg)**  
**Assistant Director General (AS-III)**

Signed by Sanchit Kumar  
Garg  
Date: 08-08-2022 16:45:5  
Reason: Approved



Government of India  
Ministry of Communications  
Department of Telecommunications  
Access Services Wing  
20, Ashoka Road New Delhi-110001

No. 16-03/2018-AS-III/MSC/345/1591

Dated: 23/10/2020

To,  
All Access Service Providers,

**Subject: Criterion for allocation of Wireline Access Service Codes.**

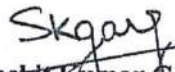
This is in modification to present criterion of allocation of Wireline Access Service Codes to Access Service Providers. In this regard, the undersigned is directed to issue following instructions:

- i. New Wireline Service Service Code shall be allocated on the basis of utilization of numbers allocated till date.
- ii. The data in the following format shall be certified by concerned LSA unit:

| S<br>No. | SDCA | Wireline level<br>allocated (L) | Wireline Numbers<br>Allocated<br>(M) | Date of<br>Allocation | Numbers<br>utilized (N) | % utilized=<br>N/M |
|----------|------|---------------------------------|--------------------------------------|-----------------------|-------------------------|--------------------|
|          |      |                                 |                                      |                       |                         |                    |

- iii. The access service provider will first approach the respective LSA unit for certification of above data and then submit their requisition for Wireline codes to Access Services cell of DoT enclosing therewith the LSA units certified figures.
- iv. The additional codes will be allocated on utilization of 80% of numbers actually by the way of activation of subscribers.

This is issued with the approval of competent authority

  
Sanchit Kumar Garg  
ADG (AS-III) 23.10.2020

Digitally signed by SANCHIT  
KUMAR GARG  
Date: Fri Oct 23 12:07:13 IST  
2020  
Reason: Approved

**Government of India**  
**Ministry of Communications**  
**Department of Telecommunications**  
**(Access Services Wing)**  
**20, Ashoka Road New Delhi-01**

No. 16-07/2017-AS-III/M2M/Part-I/124//48

Dated: 22/06/2022

To,

All Access Service Providers,

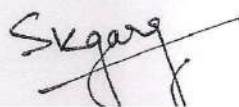
**Subject: Criterion for allocation of additional 13 digit M2M numbering resources after the allocation of initial 5 million numbering resources.**

This is in reference to the DoT letters dated 01.07.2016 and 09.12.2016 vide which it was approved to utilize 13-digit numbering series for SIM based M2M devices co-existing with 10-digit mobile numbering scheme. On the basis of the above letters, DoT issued 5 million 13-digit M2M numbering series per LSA to Telecom Service Providers vide letters dated 04.04.2018 and 29.08.2018 for commercial purpose.

2. The criterion for further allocation of 13-digit M2M numbering series to M2M service providers as follows:

- i. VLR criterion based mobile numbering series allocation is adopted for allocation of 13-digit M2M numbering resources as SIM would be used in similar way as mobile connections except for the addition of port in numbers and deletion of Port-out numbers as MNP is not allowed in M2M numbers.
- ii. The Access Service Provider(s) shall first approach the respective LSA field units for certification of VLR figures and then submit their requisition from LSA field units to DoT HQ enclosing therewith the LSA fields certified figures.
- iii. The allocation of M2M numbers will be in trench of 5 million at a time as compared to 1 million of mobile numbers allocation at a time presently.
- iv. 13-digit M2M numbering resources will be issued if the VLR figure reached the count (taking para (i) to (iii) into account) as below:

| S No. | Numbers Allocated (N)             | VLR Figure (V) as %age of Number Allocated (V/N) |
|-------|-----------------------------------|--|
| 1.    | Less than 5 million               | Subject to minimum of 40%                        |
| 2.    | 5 Million to less than 20 Million | Subject to minimum of 45%                        |



|                     |                                      |                           |
|---------------------|--------------------------------------|---------------------------|
| 3.                  | 20 Million to less than 50 million   | Subject to minimum of 50% |
| 4.                  | 50 Million to less than 100 million  | Subject to minimum of 55% |
| 5.                  | 100 Million to less than 150 million | Subject to minimum of 60% |
| 6.                  | 150 Million to less than 200 million | Subject to minimum of 65% |
| 7.                  | 200 Million and above                | Subject to minimum of 70% |
| N= Number allocated |                                      |                           |
| V= VLR figure       |                                      |                           |

3. This is issued with the approval of competent authority.

  
 (Sanchit Kumar Garg)  
 Assistant Director General (AS-III)  
 Email id: sanchitk.garg@gov.in

**Copy forwarded for information and necessary action to:**

1. Secretary, TRAI.
2. DG, COAI.
3. CMD BSNL/ CMD MTNL.
4. Director (P&N), DoT, HQ with request to circulate the sanction to related LSA Cell.
5. A copy for upload on DoT Website.